

MIRA 2

Product Code DT. BS3016-SPEL - 3w (add suffix see below)

IP65 Zone 2 **CE** **LED** IEE : A+ EN 60598.

DESCRIPTION / Round surface mounted high power LED spotlight. Adjustable 45 deg tilt. IP rated

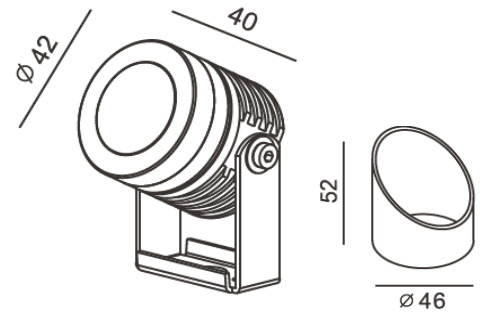
WHY USE THIS: Contemporary out-door ground spot, glare free high power. Suitable for general landscape lighting including trees.

Dimensions (mm)
42 dia x 40 L.

Cut-out (mm)
N/A



NW:0.2Kg



material light fixture Die cast aluminium with silicone gaskets

colours & finish/ (suffix) Black - 10 Matt Anodised

light source & voltage options
(PLEASE CONTACT US FOR ALTERNATIVE SOURCES)

a) 3w LED 15 deg (150lms) 700mA
b) 3w LED 24 deg (150lms) 700mA
c) 3w LED 40 deg (150lms) 700mA
d) 3w LED 60 deg (150lms) 700mA

colour temperature /(suffix) **3000K**
CRI (colour render) /(suffix) 83
MacAdam 3

Controls options /(suffix) on / off

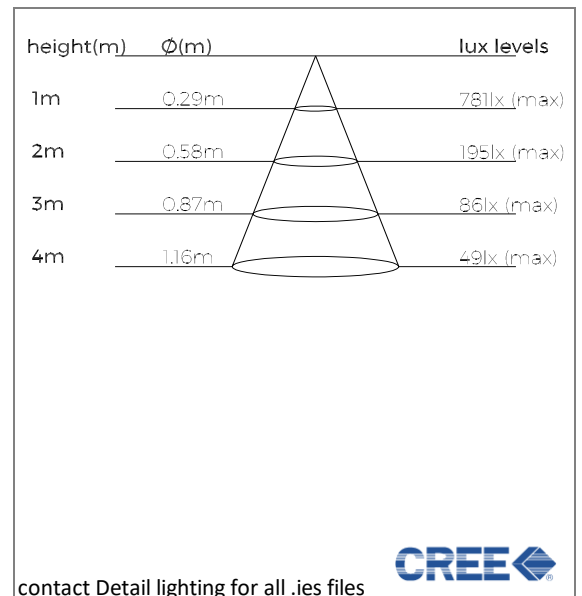
Optional Accessories Honeycomb
Etched glass

AV. Weight (kg) 0.5

Emergency Available? No

Special Notes Requires remote IP rated driver. Order separately
Wire-in-series

technical performance



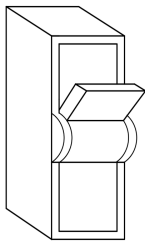


TECH NOTES; Check the luminaires power requirements carefully as it is not possible to determine this from the cable type, thickness and colour. If drivers are required they are sold separately and are not pre wired. Connecting low voltage lights to mains power will result in irreparable damage to the fitting.


WARNINGS - all enclosures and connections for external lights must be at least IP65 - allow adequate drainage around fittings. **OUTDOOR FIXTURES REQUIRE CORRECT IP CONNECTION**

WARNING: Check fitting type to ascertain correct wiring type (series or parallel) incorrect wiring will damage the fittings. Please note if disconnecting power to the driver then wait up to 30 mins for retained current in the driver to discharge. Also observe that driver should not be powered unless all the LEDs are fitted correctly in a circuit.

1 Turn off power!




2

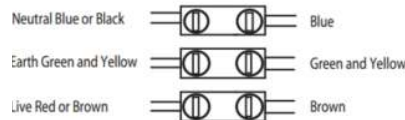


1) Always ensure mains power is isolated prior to working on any lighting installation. **REDUCE CABLE SIZE IN ORDER TO MAKE SECURE CONNECTION**

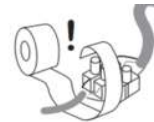
3



MAINS →



OUTDOOR FIXTURES REQUIRE CORRECT IP CONNECTION. CONFIRM SERIES OR PARALLEL WIRING?



2) Site fixing spike; If fitting is being installed in external area ensure there is adequate drainage. Prepare incoming cable with appropriate water-proof connector

3) **REDUCE CABLE SIZE IN ORDER TO MAKE SECURE CONNECTION.** connections for external lights must be at least IP65