

DANNY AIR Pendant

Product Code **DT**. Danny Air Pendant (add suffix see below)

DESCRIPTION / Round LED pendant dimmable. **WARM DIM OPTIONAL**

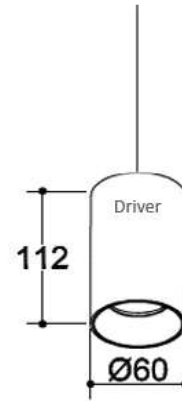
WHY USE THIS: Compact dimensions; simple design; suitable for all display applications.



IP20 zone 3 **CE** **LED** IEE : A+ EN 60598.

Dimensions (mm)
112 X 60 Ø cord length 2m

Cut-out (mm)
n/a



SEE ALL MOUNTING OPTIONS PAGE 2

| | |
|-----------------------------------------------------------------------------------------------|-------------------------------------------------------------------------------|
| material light fixture | Aluminium body and bezel |
| colours & finish/ (suffix) | BLACK -10, white -11 or - RAL xxxx |
| light source & voltage options (PLEASE CONTACT US FOR ALTERNATIVE SOURCES) | a) 10w (850lm) 15° 24° 45° 60° b) GU10 12° 36° c) d) |
| colour temperature /(suffix) CRI (colour render) /(suffix) MacAdam | 2700K / 3000K / 4000K WARM-DIM OPTION 90+ 2 |
| Controls options /(suffix) | phase dimming driver integral, <u>WARM DIM IS ALSO INTEGRAL DRIVER</u> |
| Optional Accessories | Elongating lens / etched glass Optional beam 15deg. 24deg. 45deg. & 60deg. |
| AV. Weight (kg) | 0.9 |
| Emergency Available? | No |
| Special Notes | Supplied with honeycomb louvre, SEE MOUNTING OPTIONS p.2 |



technical performance

| height(m) | Ø(m) | lux levels |
|-----------|-------|--------------|
| 1m | 0.43m | 6690lx (max) |
| 2m | 0.85m | 1670lx (max) |
| 3m | 1.28m | 753lx (max) |
| 4m | 1.70m | 427lx (max) |

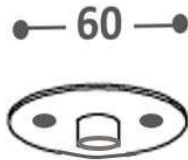
24°

bridgelux®

contact Detail lighting for all .ies files

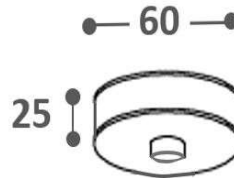
INSTALLATION OPTIONS

FLAT PLATE
SCREW DIRECT TO SURFACE, REQUIRES 20MM CAVITY
BEHIND FOR CABLE TERMINATION. SCREW CENTRES

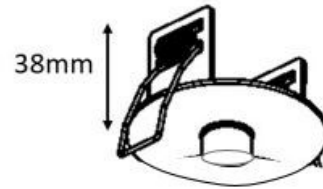


Flat base

FIXING CENTRES FIT STANDARD SURFACE
BESA BOX (NOT SUPPLIED)



Surface base



Recessed flush base

RECESSED CEILING PLATE